




# MYSTERY QUILT

## CLUE #6

GATHER:

Clue #2	
Clue #4 – 20 units	
Clue #5	

SEW:

Right sides together, sew 1 clue #2 to each side of Clue #4. Tip: Make sure your four-patch unit is oriented so the dark fabric squares are in the top right and bottom left. Press out to the light rectangles.



Right sides together sew 1 clue #5 to the top and bottom of the above Clue 2/Clue 4 combo unit. Tip: Make sure your dark squares on your #5 clue are at the top right and bottom left. Press out towards the #5 clues. (Pay no attention to the arrows in the picture.) You should have 20 completed units when done.

