

JULY- ROCKY ROAD

Light fabric cut strip at $2\frac{1}{2} \times 18$ inches.

Piece A cut 2 squares at $4\frac{1}{2}$ inches.

Piece b cut 4 squares at $2\frac{1}{2}$ inches.

Medium fabric cut 2 squares at $4\frac{7}{8}$ inches, cut once on the diagonal. Should have 4 triangles. *Piece C.*

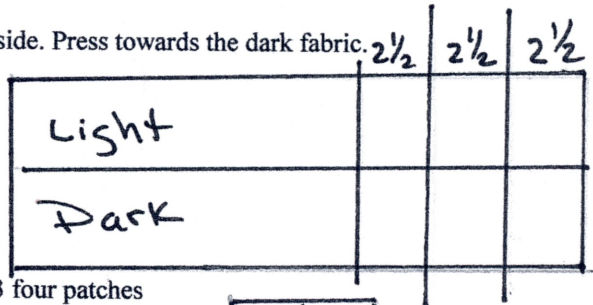
Dark fabric Piece D cut 4 squares at $2\frac{7}{8}$ inches, cut once on the diagonal. Should have 8 triangles.

Cut a strips at $2\frac{1}{2} \times 18$ inches.

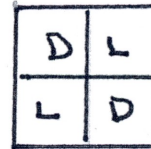
SEWING

Sew together the 2 strips that are $2\frac{1}{2} \times 18$ inches along the long side. Press towards the dark fabric.

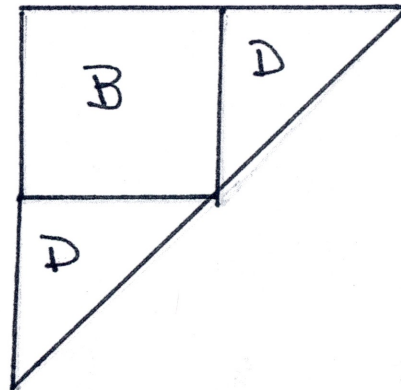
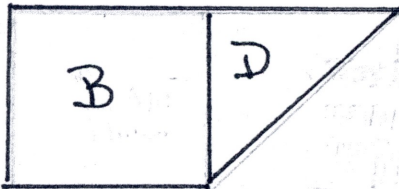
Sub cut into pieces at $2\frac{1}{2}$ inches. Need 6 pieces. See diagram



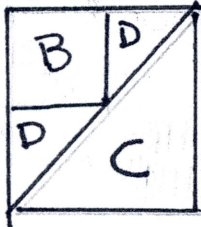
Sew 2 of the units you just cut together to make a 4 patch.. Need 3 four patches



Sew a piece D to Piece B using the diagram for placement. Press towards dark. Repeat with another Piece D on the other side. See diagram.



Sew the unit you just made to Piece C. see diagram.



Use layout to make the block.

