





Layer Cake Quilts

	<p>Elena Gelletly Big Wonky Star Missouri Star Quilt Company</p> <p>One layer cake One yard of fabric for the stars. 57" by 67" Big Wonky Stars Quilt Tutorial</p>
	<p>Margo Woolard Pintrest Layer Cake quilt 54" x 63"</p> <p>Make 24 Kaffe Fasset Blocks and 24 alternate blocks as follows:</p> <ul style="list-style-type: none"> • Cut 10 inch layer cake squares in half • Sew 2 halves together and trim the block to 9 ½ inches square. • Cut six strips 5 inch by WOF of each of your two other fabrics. • Make 6 strip sets using one strip of each fabric. • Cut these strips into 9 ½ inch lengths. <p>Layout 6 blocks across by 7 down</p>
	<p>Mary Harrigan Mid Summer Meadow Square Dance By Material Girl Quilts</p> <p>Midsummer Meadow Square Dance - Free 10" pre-cut square (layer cake) quilt pattern — Material Girl Quilts</p> <p>One Layer Cake 51" x 59.5"</p>



Darla Harlacher
Building Blocks
Missouri Star Quilt Company

[Make a "Building Blocks" Quilt with Jenny Doan of Missouri Star \(Video Tutorial\)](#)
54" by 63"



Joanne Shropshire
Layer Cake Spools
The Fat Quarter Shop

[Layer Cake Spools Shortcut Quilt Pattern | Free PDF Fat Quarter Shop Exclusive | Fat Quarter Shop](#)
61 1/2" by 61 1/2"



Margo Woolard
Pinwheel Squares made by Sandy Lutz
Tonga Treats Pattern